


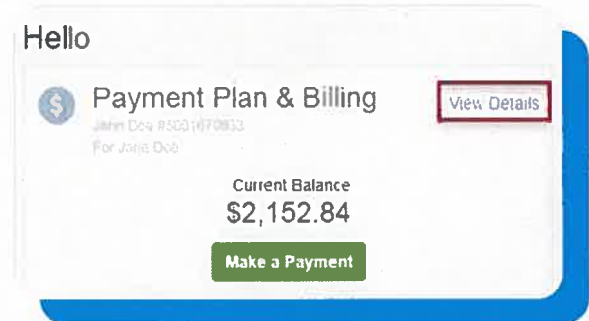
FACTS Financial Management Tax Summary

Locate Your Tax Summary Documentation within the FACTS System:

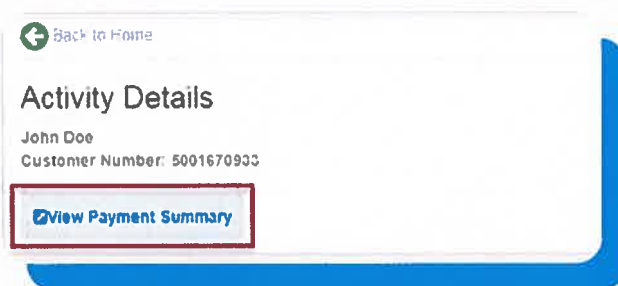
1) From **FACTSmgt.com**, click **Log in Here** then **Payment Plans/Financial Aid**.



2) Once logged in, select **View Details**.




3) Select **View Payment Summary**.



(Page will open in another window or tab)

4) Select a year and click **Print**.



Note: This report will show the total paid for each of the accounts (i.e. Tuition, Extended Day Care, Technology, Book Fees, etc.). The payer can select a year or a date range for this summary. If you have any questions, please contact a FACTS Customer Care Representative at 866-441-4637.